



NORTH
CAROLINA
SWIMMING

*Leading the Nation in Achievement, Development, Diversity, and Citizenship
Promoting Excellence by Providing Resources to Support and Empower the North Carolina Swimming Community*

MEETING MINUTES

Board of Directors Meeting

Sunday, April 23, 2017, 9:30 AM

Triangle Aquatic Center

1. Call to Order – Dave Olack
 - Meeting called to order at 9:34 AM
2. Roll Call –Lisa Olack
 - Attendees: Dave Olack, Trish Martin, Jay Dodson, Kathy McKee, Carl Labonge, Lisa Olack, Wayne Shulby, Jon Jolley, Sarah Holman, Julia Poole, Morgan Dodson, Kevin Thornton, Suzanne Heath, Todd Webber, Paul Silver
 - Guests: Bill Martin, Rob Stevens, John Payne
3. Reading, correction and adoption of minutes –Lisa Olack
 - **MOTION: Approve March 8, 2017, minutes as amended - PASSED**
4. Officer Reports
 - a) General Chair – Dave Olack
 - i) Zone Workshop
 - (1) Attended by Dave Olack, Lisa Olack, Bill Martin, Trish Martin, Jay Dodson, Morgan Dodson, and Wayne Shulby with officials (mentoring N3 officials), safe sport (softer for kids; looking for clubs to add a safe sport coordinator; for leap 2 and 3 a certain percentage of parents and athletes will need to take APT; new vendor for BGC with everyone paying \$38 for initial BGC; APT new in fall utilizing a point system) , times (OME and SWIMS), registration (Member Data Validation System is being phased in for on-line registration), and athlete (what is expected of athletes at the LSC level) workshops presented
 - b) Treasurer – Carl Labonge
 - i) Financials, income statement and balance sheet, as presented; liquidity good and investments strong; good market and growth will continue
 - ii) Budget is being prepared
5. Committee Reports
 - a) Registration – Suzanne Heath
 - i) 9681 athletes-484 coaches-498 officials-total 10791
 - ii) May 2016: 9686 athletes-503 coaches-491 officials-total 10816 (incl other misc categories)
 - b) Technical Planning – Kevin Thornton

i) ACTION ITEM: Legislation for new bidding process to be presented for Fall HOD-on track

- ii) Calendar approved to present to HOD
- iii) 2 new senior meets one in October hosted by MOR, short course, and one on November 18-19 hosted by Swim GSA long course; these meets will be higher level with 15 and over needing a sectional cut in 2 strokes and 14 and under a Futures cut; single session similar to the Carolina Crown; possibility that both meets will be long course
- iv) Senior champs will remain where it is with bonuses remaining the same. New standards have been established; considering divisions
- c) Legislation – Wayne Shulby
 - i) As presented
- d) Governance – Wayne Shulby
 - i) As presented
 - ii) Wayne would like to see the board refocus on ways to improve NCS; go back to the strategic plan and have that be the topic at hand at board meetings. The committees should be doing the work and present reports at the board meeting for members to review prior to the meeting and if a discussion needs to take place at the board meeting, the report may be pulled for such a discussion. This would put us on the path of a consent agenda.
- e) Safety/Safe Sport Coordinator – JP Merchant
 - i) Zone Team Disability Swimmer Selection Policy presented; only a clarification on the composition of the zone team; 3 males and 3 females
 - ii) MOTION: To approve the Zone Team Disability Swimmer Selection Policy as presented - PASSED**
- f) Officials – Todd Weber
 - i) As presented

6. Unfinished (old) business

- a) ACTION ITEM: Language in policy manual to include a call back number when requesting payment – Carl Labonge**
 - i) To put together a procedure for payment requests**
- b) Bill Martin brought up a concern over delays in getting payments to vendors and receiving late notices
 - i) ACTION ITEM: Carl will look into an ACH module and discuss with Jon Fox**

7. New business

- a) Propose increasing the reimbursement of airfare for the Zone Select Camp - Kathy McKee
 - i) There are 10 athletes attending the zone select camp in Louisville this year. They will be flying to the camp and since they are unaccompanied minors, there is a fee of \$150 each way in addition to the fare
 - ii) MOTION: To increase the funding for the zone select camp to \$200 from \$100 to help in the cost for unaccompanied minors – PASSED**
 - iii) ACTION ITEM: Travel Fund Committee to look into the funding for this type of situation for future select camps**
- b) Propose allowing former NCS club swimmers (of longer than 3 years) returning to an NCS team to be eligible for full reimbursement for travel fund meets. Athletes still must compete in 2 NCS meets and meet all other requirements – Sarah Holman
 - i) ACTION ITEM: Travel Fund Committee to address travel fund disbursements in regard to collegiate swimmers**
 - ii) ACTION ITEM: Kathy McKee and Sarah Holman will draft a letter to clubs two (2) weeks prior to next board meeting regarding any athletes who may be in this situation and report on the number at the board meeting**
- c) Propose that the Spring 2018 HOD be held in Greensboro on April 21-22, 2018, to host the Select Camp at GAC and to allow the Carolina Crown Meet to be held on the closed HOD weekend – Bill Martin/Jonathan Watson

- i) **MOTION: To approve the Spring 2018 HOD be held in Greensboro on April 21-22, 2018, to host the Select Camp at GAC and to allow the Carolina Crown Meet to be held on the closed HOD weekend – APPROVED**
- ii) **ACTION ITEM: Legislation to have the spring HOD awarded in the spring and the fall in the fall one year before the HOD to allow for planning**
- d) Suzanne polled attendees as to whether or not NCS would like for Barb Frith to print coach's registration card for 2018; majority agreed that it would be
 - i) **ACTION ITEM: Place cost in budget for 2018; approximately \$300**
- e) Agreed to host a Swimposium for April 2019
 - i) **ACTION ITEM: Wayne to secure with USA Swimming the Swimposium for April 2019**
- f) Zoom demonstration – Wayne Shulby

8. Schedule

- o Possible meeting after HOD
- o Next BOD meeting, Wednesday, June 7, 2017, 8:30 PM via Zoom

9. Adjournment

- o Meeting was adjourned at 11:29 AM

Meeting was called to order again at 1:43 PM

Wayne proposed that the Coach Funding Policy be deleted since the funding is now included in the rules
MOTION: To delete the Coach Funding Policy – PASSED

Nominations for offices to be elected in the fall should be submitted to Wayne Shulby.

Meeting was adjourned at 1:48 PM

10. Attachments

- o Financials
- o Club Stats
- o Membership Trends
- o Legislative Committee Report
- o Governance Committee Report
- o Zone Team Disability Swimmer Selection Policy

Respectfully Submitted,

Lisa Olack
NCS Secretary

North Carolina Swimming Balance Sheet

March 31, 2017

Bank of America

	<u>3/31/2017</u>	<u>9/30/2016</u>	<u>9/30/2015</u>	<u>9/30/2014</u>	<u>9/30/2013</u>
Main	\$301,697.07	\$281,764.40	\$239,881.08	\$220,640.52	\$146,995.25
Travel Fund	\$193,076.69	\$159,078.66	\$199,375.70	\$154,939.04	\$111,785.10
Petty Cash	\$929.54	\$929.54	\$3,137.18	\$1,401.53	\$977.76
CD (Liquid)	\$100,295.91	\$100,273.41	\$100,232.41	\$100,184.22	\$100,074.63
CD	\$50,133.13	\$50,121.37	\$50,101.39	<u>\$50,073.55</u>	<u>\$50,019.02</u>
TOTAL	\$646,132.34	\$592,167.38	\$592,727.76	\$527,238.86	\$409,851.76

Wells Fargo

	\$1,264,439.68	\$1,215,656.73	\$1,103,675.49	\$1,115,924.10	\$1,020,179.29
--	----------------	----------------	----------------	----------------	----------------

North Carolina Swimming

March 31, 2017

<u>Account</u>	<u>Name</u>	<u>2017 Actual</u>	<u>2017 Budget</u>	<u>2016 Actual</u>	<u>2016 Budget</u>	<u>2015 Actual</u>	<u>2015 Budget</u>	<u>2014 Actual</u>	<u>2014 Budget</u>
301	Banquet		\$3,000.00	\$3,315.00	\$2,614.00	\$3,680.24	\$2,576.00	\$4,040.60	\$2,538.00
305	Camps	\$19,360.00	\$21,000.00	\$36,657.06	\$13,180.00	\$21,400.00	\$12,985.00	\$22,271.23	\$12,793.00
317	Entry Fees	\$54,544.12	\$105,000.00	\$93,382.85	\$81,007.00	\$105,798.20	\$79,419.00	\$100,543.66	\$77,862.00
325	Endowment		\$20,000.00		\$10,150.00		\$10,000.00		\$11,692.00
340	Select Camp		\$21,000.00	\$21,600.00	\$21,017.00	\$18,560.00	\$19,000.00	\$23,590.00	\$19,041.00
353	Zone Team		\$34,000.00	\$52,280.00	\$21,959.00	\$39,825.00	\$21,635.00	\$24,000.00	\$21,315.00
370	Registration	\$713,464.78	\$720,000.00	\$728,756.00	\$657,696.00	\$701,258.96	\$632,400.00	\$582,681.40	\$593,426.00
375	Sanction Fees		\$1,700.00	\$1,680.00	\$1,778.00	\$4,348.61	\$1,751.00	\$1,591.00	\$1,726.00
395	Miscellaneous*		\$5,000.00	\$20,720.75	\$5,075.00		\$5,000.00		\$4,000.00
	TOTAL INCOME	\$787,368.90	\$930,700.00	\$958,391.66	\$814,476.00	\$894,871.01	\$784,766.00	\$758,717.89	\$744,393.00
401	Banquet	\$11,650.97	\$15,500.00	\$19,939.03	\$15,500.00	\$13,366.77	\$12,500.00	\$4,515.42	\$12,500.00
405	Camps	\$28,246.18	\$32,000.00	\$40,958.79	\$26,000.00	\$31,294.63	\$19,500.00	\$27,998.75	\$24,431.00
410	Web Page	\$357.88	\$3,000.00	\$2,572.80	\$3,000.00	\$2,775.70	\$1,000.00	\$357.40	\$1,000.00
415	Coaches' Education	\$250.00	\$3,500.00	\$934.35	\$3,500.00	\$500.00	\$3,500.00		\$3,500.00
425	Contingency*		\$15,000.00	\$28,295.65	\$15,000.00	\$12,968.18	\$7,500.00	\$10,598.72	\$7,500.00
430	Convention/LSC Meetings	\$22,500.91	\$25,000.00	\$24,288.82	\$25,500.00	\$17,357.23	\$20,500.00	\$25,483.38	\$20,500.00
438	Office Expenses	\$990.02	\$4,000.00	\$3,506.58	\$2,500.00	\$4,229.91	\$2,000.00	\$3,549.50	\$1,500.00
444	Officials' Expenses	\$8,256.85	\$15,000.00	\$13,295.02	\$12,000.00	\$9,038.94	\$13,500.00	\$6,813.83	\$12,000.00
449	Select Camp	\$3,296.62	\$26,000.00	\$22,271.61	\$25,600.00	\$22,643.45	\$19,000.00	\$24,052.89	\$18,600.00
453	Zones		\$70,000.00	\$67,963.04	\$44,000.00	\$72,900.73	\$42,000.00	\$61,508.82	\$39,000.00
460	Club Support	\$4,217.25	\$13,500.00	\$13,063.87	\$13,500.00	\$13,167.25	\$13,500.00	\$11,334.00	\$13,500.00
470	USA Swimming Registration	\$590,891.00	\$540,000.00	\$569,013.00	\$528,836.00	\$587,153.00	\$530,000.00	\$465,228.00	\$498,716.00
473	Registration/Administration	\$40,185.76	\$82,000.00	\$74,191.05	\$80,675.00	\$65,985.84	\$76,833.00	\$61,531.51	\$74,235.00
495	Miscellaneous		\$10,000.00	\$5,800.00	\$1,500.00	\$3,348.46	\$5,000.00	\$5,000.00	\$5,000.00
	Team Incentives	\$11,250.00	\$25,000.00	\$7,078.00	\$10,000.00	\$4,814.00	\$10,000.00		\$10,000.00
	Diversity Workshops		\$3,000.00	\$900.00	\$3,050.00		\$1,550.00		\$1,550.00
	Training		\$500.00		\$360.00		\$360.00		\$360.00
	Safety		\$500.00		\$500.00	\$1,225.96	\$1,300.00		\$500.00
	Coaches' Travel		\$6,000.00						
	TOTAL EXPENSES	\$722,093.44	\$889,500.00	\$894,071.61	\$811,021.00	\$862,770.05	\$779,543.00	\$707,972.22	\$744,392.00
	Travel Fund								
389	Travel (Meet Income)	\$53,824.00	\$112,000.00	\$102,823.00		\$111,788.00	\$102,624.00	\$128,397.91	\$100,612.00
489	Travel (Athlete Funding)	\$21,672.50	\$80,000.00	\$140,578.55		\$80,054.91	\$85,000.00	\$63,256.00	\$72,500.00

USA Swimming, Inc.
NCS Club Statistics April 17 2017

<i>Club</i>	<i>Athletes</i>	<i>Season 1</i>	<i>Season 2</i>	<i>Individual Season</i>	<i>Single Meet</i>	<i>Other NA</i>	<i>Coaches</i>	<i>Officials</i>	<i>Total</i>
ACCH	39	0	0	17	0	0	3	1	60
AQTC	24	0	0	0	0	0	1	0	25
ASC	32	0	0	0	0	0	1	6	39
ASTF	100	0	0	0	0	0	3	0	103
ATOM	125	0	0	3	0	2	6	4	140
BAC	87	0	0	0	0	2	4	11	102
BAD	40	0	0	0	0	0	2	0	42
BBS	21	0	0	0	0	0	3	0	24
BHRC	16	0	0	0	0	0	2	0	18
CAST	24	0	0	0	0	0	2	0	26
CAT	186	0	0	0	0	2	9	14	210
CCAC	45	0	0	0	0	1	1	0	47
CFAC	60	0	0	0	0	0	4	2	66
CKS	15	0	0	0	0	0	3	0	18
CPDD	32	0	0	2	0	1	1	0	36
CVAC	88	0	0	2	0	0	3	7	100
DUKE	0	0	0	0	0	0	4	0	4
EAC	138	0	0	0	0	0	7	6	151
ECA	501	0	0	0	0	4	25	23	550
FAST	5	0	0	0	0	0	3	0	8
FISH	33	0	0	0	0	1	4	1	38
GCY	198	0	0	0	0	0	14	21	233
GFSC	151	0	0	0	0	0	9	7	167
GG	112	0	0	0	0	0	3	2	117
GOLD	85	0	0	0	0	0	3	7	95
GWA	2	0	0	0	0	0	4	0	6
HAC	91	0	0	0	0	0	4	0	95
HCAC	56	0	0	0	0	0	4	0	60
HPSC	117	0	0	0	0	0	5	12	134
LENR	46	0	0	1	0	0	1	1	49
LOY	74	0	0	0	0	0	4	0	78
LTNC	103	0	0	0	0	0	3	0	106
MAC	796	0	0	0	0	29	31	46	898
MHAC	18	0	0	0	0	0	1	0	19
MOR	604	0	0	1	0	2	25	18	649
MSA	531	0	0	0	0	1	6	5	543
MSC	26	0	0	1	0	0	1	0	28
NCAC	284	0	0	0	0	6	8	10	307

USA Swimming, Inc.

NCS Club Statistics April 17 2017

<i>Club</i>	<i>Athletes</i>	<i>Season 1</i>	<i>Season 2</i>	<i>Individual Season</i>	<i>Single Meet</i>	<i>Other NA</i>	<i>Coaches</i>	<i>Officials</i>	<i>Total</i>
NCS	55	0	0	0	0	1	4	0	60
NMA	171	0	0	0	0	0	7	6	184
NSS	133	0	0	0	0	2	8	1	143
NUMA	23	0	0	0	0	0	1	0	24
PAC	46	0	0	25	0	0	3	2	74
PAST	34	0	0	0	0	0	1	0	35
QCD	47	0	0	0	0	0	4	3	54
QU	0	0	0	0	0	0	5	0	5
RACY	54	0	0	0	0	0	2	6	61
RCST	29	0	0	3	0	0	2	2	35
RMY	74	0	0	0	0	0	5	8	85
RSA	300	0	0	0	0	7	9	17	331
SAC	32	0	0	0	0	0	1	2	35
SAIL	260	0	0	0	0	1	11	11	282
SASC	0	0	0	0	0	0	3	0	3
SFSC	114	0	0	0	0	0	5	2	121
SGSA	139	0	0	0	0	2	8	17	165
SMAC	82	0	0	3	0	0	2	5	91
SQID	0	0	0	0	0	3	1	0	4
SSS	96	0	0	0	0	1	2	2	99
STAR	215	0	0	3	0	3	11	14	242
STAT	116	0	0	0	0	0	4	2	122
TAC	698	0	0	0	0	2	17	51	766
TEAM	123	0	0	15	0	1	7	5	151
TRY	40	0	0	0	0	0	1	2	43
TWA	16	0	0	0	0	0	3	1	20
TYDE	184	0	0	0	0	1	12	17	212
UA	0	0	0	0	0	0	1	0	1
UN	112	0	0	0	7	10	32	38	196
UNC	3	0	0	0	0	0	4	0	7
VACB	27	0	0	0	0	0	2	0	29
WA	47	0	0	0	0	0	4	0	51
WAVE	359	0	0	0	0	0	12	7	378
WBST	31	0	0	0	0	0	4	1	36
WNCY	130	0	0	0	0	0	10	2	142
WOLF	3	0	0	0	0	0	2	0	5
WOW	195	0	0	0	0	0	8	22	225
WST	45	0	0	0	0	0	3	0	48

USA Swimming, Inc.
NCS Club Statistics April 17 2017

<i>Club</i>	<i>Athletes</i>	<i>Season 1</i>	<i>Season 2</i>	<i>Individual Season</i>	<i>Single Meet</i>	<i>Other NA</i>	<i>Coaches</i>	<i>Officials</i>	<i>Total</i>
XA	34	0	0	0	0	0	1	0	35
YBAC	33	0	0	0	0	0	3	4	40
YOTA	592	0	0	0	0	0	36	35	663
YOTS	0	0	0	0	0	0	1	0	1
YSST	84	0	0	0	0	0	5	9	96
Total	9681	0	0	76	7	85	484	498	10791

NORTH CAROLINA SWIMMING Membership Trends 2009 - 2017 (as of 8/31)

	2009	2010	2011	2012	2013	2014	2015	2016	2017
Year-Round Athletes									
# 12 & under	4,131	4,087	4,126	4,459	5,419	5,472	5,427	5,040	5,015
# 13 & over	3,154	3,216	3,284	3,457	3,879	4,287	4,617	4,741	4,666
# Unknown	0	0	0	0	0	1	0	0	0
% 12 & under	56.7%	56.0%	55.7%	56.3%	58.3%	56.1%	54.0%	51.5%	51.8%
% 13 & over	43.3%	44.0%	44.3%	43.7%	41.7%	43.9%	46.0%	48.5%	48.2%
# YR Athletes	7,285	7,303	7,410	7,916	9,298	9,759	10,044	9,781	9,681
% Increase	13.1%	0.2%	1.5%	6.8%	17.5%	5.0%	2.9%	-2.6%	-1.0%
Retention (Percentage)									
12-Un %	58.9%	55.1%	57.6%	58.8%	60.1%	56.9%	58.6%	55.0%	58.1%
13-Ov %	89.6%	86.1%	86.9%	89.1%	90.6%	92.4%	92.3%	89.5%	85.3%
Female %	71.8%	68.7%	70.8%	72.1%	73.9%	72.4%	73.8%	70.8%	72.0%
Male %	73.9%	68.3%	70.1%	72.4%	72.9%	70.7%	72.9%	71.0%	70.3%
Overall %	72.6%	68.6%	70.5%	72.2%	73.4%	71.7%	73.4%	70.9%	71.3%
Male/Female									
# Female Ath.	4,250	4,251	4,309	4,583	5,356	5,637	5,765	5,616	5,585
# Male Ath.	3,035	3,052	3,101	3,333	3,942	4,122	4,279	4,165	4,096
# 12-Un Fem.	2,456	2,453	2,500	2,640	3,156	3,255	3,209	2,987	2,978
# 12-Un Male	1,675	1,634	1,626	1,819	2,263	2,217	2,218	2,053	2,037
# 13-Ov Fem.	1,794	1,798	1,809	1,943	2,200	2,382	2,556	2,629	2,607
# 13-Ov Male	1,360	1,418	1,475	1,514	1,679	1,905	2,061	2,112	2,059
% Female Ath.	58.3%	58.2%	58.2%	57.9%	57.6%	57.8%	57.4%	57.4%	57.7%
% Male Ath.	41.7%	41.8%	41.8%	42.1%	42.4%	42.2%	42.6%	42.6%	42.3%
% 12-Un Fem.	59.5%	60.0%	60.6%	59.2%	58.2%	59.5%	59.1%	59.3%	59.4%
% 12-Un Male	40.5%	40.0%	39.4%	40.8%	41.8%	40.5%	40.9%	40.7%	40.6%
% 13-Ov Fem.	56.9%	55.9%	55.1%	56.2%	56.7%	55.6%	55.4%	55.5%	55.9%
% 13-Ov Male	43.1%	44.1%	44.9%	43.8%	43.3%	44.4%	44.6%	44.5%	44.1%
Athlete Detail by Single Age Group - Female/Male Combined									
8 & Under	921	874	872	952	1,126	1,105	1,025	943	901
9	704	697	656	773	929	892	885	837	805
10	835	783	852	855	1,139	1,111	1,071	1,005	987
11	865	922	894	982	1,159	1,259	1,204	1,136	1,167
12	806	811	852	897	1,066	1,106	1,242	1,119	1,155
13	703	740	742	799	956	1,006	1,077	1,106	1,077
14	647	654	637	670	849	911	933	961	983
15	575	552	559	545	623	738	794	770	823
16	432	486	500	510	530	577	668	671	683
17	364	347	387	402	445	467	480	543	522
18	284	255	266	292	278	326	331	340	387
19 & Over	149	182	193	239	198	262	334	350	191
Athlete Detail by Single Age Group Percentages - Female/Male Combined									
8 & Under	12.6%	12.0%	11.8%	12.0%	12.1%	11.3%	10.2%	9.6%	9.3%
9	9.7%	9.5%	8.9%	9.8%	10.0%	9.1%	8.8%	8.6%	8.3%
10	11.5%	10.7%	11.5%	10.8%	12.2%	11.4%	10.7%	10.3%	10.2%
11	11.9%	12.6%	12.1%	12.4%	12.5%	12.9%	12.0%	11.6%	12.1%
12	11.1%	11.1%	11.5%	11.3%	11.5%	11.3%	12.4%	11.4%	11.9%
13	9.6%	10.1%	10.0%	10.1%	10.3%	10.3%	10.7%	11.3%	11.1%
14	8.9%	9.0%	8.6%	8.5%	9.1%	9.3%	9.3%	9.8%	10.2%
15	7.9%	7.6%	7.5%	6.9%	6.7%	7.6%	7.9%	7.9%	8.5%
16	5.9%	6.7%	6.7%	6.4%	5.7%	5.9%	6.7%	6.9%	7.1%
17	5.0%	4.8%	5.2%	5.1%	4.8%	4.8%	4.8%	5.6%	5.4%
18	3.9%	3.5%	3.6%	3.7%	3.0%	3.3%	3.3%	3.5%	4.0%
19 & Over	2.0%	2.5%	2.6%	3.0%	2.1%	2.7%	3.3%	3.6%	2.0%

NORTH CAROLINA SWIMMING Membership Trends 2009 - 2017 (as of 8/31)

	2009	2010	2011	2012	2013	2014	2015	2016	2017
Athlete Detail by Single Age Group - Female									
8 & Under	509	509	479	537	642	628	591	550	516
9	420	398	396	439	551	547	476	498	470
10	521	468	518	525	649	693	653	560	576
11	522	590	555	588	675	736	758	693	686
12	484	488	552	551	639	652	731	686	730
13	432	448	432	511	578	582	628	658	655
14	388	384	369	390	509	527	542	555	563
15	337	328	318	311	365	436	451	429	473
16	244	265	281	281	286	325	380	366	372
17	186	177	193	220	237	238	257	298	271
18	149	129	140	142	139	156	160	176	195
19 & Over	58	67	76	88	86	118	138	147	78
Athlete Detail by Single Age Group - Male									
8 & Under	412	365	393	415	484	477	434	393	385
9	284	299	260	334	378	345	409	339	335
10	314	315	334	330	490	418	418	445	411
11	343	332	339	394	484	523	446	443	481
12	322	323	300	346	427	454	511	433	425
13	271	292	310	288	378	424	449	448	422
14	259	270	268	280	340	384	391	406	420
15	238	224	241	234	258	302	343	341	350
16	188	221	219	229	244	252	288	305	311
17	178	170	194	182	208	229	223	245	251
18	135	126	126	150	139	170	171	164	192
19 & Over	91	115	117	151	112	144	196	203	113
Number of Athletes who have been with LSC (by year)									
New Registration	2,466	2,197	2,136	2,409	3,307	2,933	2,715	2,484	2,610
1st Yr Returning*	480	445	479	555	615	592	727	654	653
2nd Year	1,308	1,527	1,467	1,472	1,725	2,221	2,028	1,884	1,709
3rd Year	850	883	991	994	1,045	1,190	1,523	1,357	1,245
4th Year	621	620	648	727	759	794	890	1,092	983
5th Year	472	468	491	492	553	604	625	685	824
6th Year	360	381	373	369	401	443	478	490	522
7th Year	250	278	298	300	273	311	367	374	378
8th Year	176	191	209	235	234	225	249	278	290
9th Year	118	127	138	159	170	186	171	185	202
10+ Years	184	186	180	204	216	261	271	298	265
Percentage of Athletes who have been with LSC (by year)									
New Registration	33.9%	30.1%	28.8%	30.4%	35.6%	30.1%	27.0%	25.4%	27.0%
1st Yr Returning*	6.6%	6.1%	6.5%	7.0%	6.6%	6.1%	7.2%	6.7%	6.7%
2nd Year	18.0%	20.9%	19.8%	18.6%	18.6%	22.8%	20.2%	19.3%	17.7%
3rd Year	11.7%	12.1%	13.4%	12.6%	11.2%	12.2%	15.2%	13.9%	12.9%
4th Year	8.5%	8.5%	8.7%	9.2%	8.2%	8.1%	8.9%	11.2%	10.2%
5th Year	6.5%	6.4%	6.6%	6.2%	5.9%	6.2%	6.2%	7.0%	8.5%
6th Year	4.9%	5.2%	5.0%	4.7%	4.3%	4.5%	4.8%	5.0%	5.4%
7th Year	3.4%	3.8%	4.0%	3.8%	2.9%	3.2%	3.7%	3.8%	3.9%
8th Year	2.4%	2.6%	2.8%	3.0%	2.5%	2.3%	2.5%	2.8%	3.0%
9th Year	1.6%	1.7%	1.9%	2.0%	1.8%	1.9%	1.7%	1.9%	2.1%
10+ Years	2.5%	2.5%	2.4%	2.6%	2.3%	2.7%	2.7%	3.0%	2.7%
Ethnicity									
American Indian	4	3	5	6	4	4	6	7	5
Asian	106	120	112	125	145	149	173	190	204
Black or African	129	125	148	144	166	154	172	146	173
Hispanic or	60	52	41	54	74	90	105	99	102
Mixed	53	65	57	76	114	134	151	189	214
Native Hawaiian	2	2	1	1	3	3	0	2	5
No Response	4,027	4,382	4,724	5,068	6,066	6,388	6,377	5,910	5,643
Some Other	46	39	28	27	28	33	26	32	32
White	2,858	2,515	2,294	2,415	2,698	2,805	3,034	3,206	3,303

NORTH CAROLINA SWIMMING Membership Trends 2009 - 2017 (as of 8/31)

	2009	2010	2011	2012	2013	2014	2015	2016	2017
Seasonal Athletes									
# 12 & under	214	125	111	158	310	169	140	131	50
# 13 & over	110	73	73	72	147	160	148	106	33
% 12 & under	66.0%	63.1%	60.3%	68.7%	67.8%	51.4%	48.6%	55.3%	60.2%
% 13 & over	34.0%	36.9%	39.7%	31.3%	32.2%	48.6%	51.4%	44.7%	39.8%
# Seasonal Ath.	324	198	184	230	457	329	288	237	83

Coaches									
# Full-Time	103	99	123	131	151	161	176	174	173
# Part-Time	176	168	237	282	313	316	352	356	311
# Female	125	118	168	198	217	222	247	252	224
# Male	154	149	192	215	247	255	281	278	260
% Full-Time	36.9%	37.1%	34.2%	31.7%	32.5%	33.8%	33.3%	32.8%	35.7%
% Part-Time	63.1%	62.9%	65.8%	68.3%	67.5%	66.2%	66.7%	67.2%	64.3%
% Female	44.8%	44.2%	46.7%	47.9%	46.8%	46.5%	46.8%	47.5%	46.3%
% Male	55.2%	55.8%	53.3%	52.1%	53.2%	53.5%	53.2%	52.5%	53.7%
# Coaches	279	267	360	413	464	477	528	530	484
% of YR Ath.	3.8%	3.7%	4.9%	5.2%	5.0%	4.9%	5.3%	5.4%	5.0%
Retention	101.3%	79.6%	111.6%	96.1%	92.5%	84.1%	89.5%	84.3%	79.1%

Registered Officials									
# Female	119	133	147	150	159	187	228	239	246
# Male	212	228	221	235	250	269	270	260	252
% Female	36.0%	36.8%	39.9%	39.0%	38.9%	41.0%	45.8%	47.9%	49.4%
% Male	64.0%	63.2%	60.1%	61.0%	61.1%	59.0%	54.2%	52.1%	50.6%
# Officials	331	361	368	385	409	456	498	499	498
% of YR Ath.	4.5%	4.9%	5.0%	4.9%	4.4%	4.7%	5.0%	5.1%	5.1%
Retention	82.6%	83.7%	79.5%	79.1%	83.1%	81.9%	83.1%	80.7%	81.8%

Certified National Level Officials									
## - N2	1	1	1	0	0	0	0	0	0
AR - N2	22	24	24	23	22	22	22	22	20
AR - N3	7	9	8	8	8	8	8	8	8
CJ - N2	51	53	60	65	65	62	63	61	58
CJ - N3	15	18	19	19	19	19	19	19	18
DR - N2	51	53	54	54	53	49	50	49	46
DR - N3	15	18	19	19	19	19	21	21	20
SR - N2	65	68	73	72	71	68	70	70	63
SR - N3	19	21	22	22	22	22	23	23	21
ST - N2	106	120	131	136	139	144	143	151	142
ST - N3	73	78	85	89	88	86	86	86	79
TI - N2	1	1	1	1	1	1	1	1	1
TI - N3	1	1	1	1	1	1	1	1	1
# Certified Off.	128	139	148	153	156	163	160	167	157

Certified LSC Level Officials									
AO - C	19	20	26	32	53	77	100	98	90
AO - YA	6	7	7	9	13	18	20	17	19
AR - C	71	78	82	81	81	77	73	72	69
AR - XA	0	0	0	1	2	3	4	5	5
CJ - C	43	46	45	42	40	38	35	34	31
DR - C	71	80	84	83	83	79	75	74	71
DR - XR	0	0	0	1	2	3	4	5	5
MR - L1	15	18	22	23	26	24	22	22	22
MR - L2	56	60	60	58	55	53	51	50	47
OJ - C	9	9	10	11	13	17	18	17	16
OJ - ZJ	0	0	0	1	1	1	1	1	1
OR - C	6	6	7	7	7	7	7	7	6
OR - L2	2	2	2	2	2	2	2	2	2
SR - C	134	147	158	162	164	175	168	162	149
SR - XS	5	6	8	8	9	10	11	11	11
ST - C	277	364	352	353	368	404	409	418	401
ST - XJ	2	2	3	3	5	18	35	28	39
ST - YA	0	0	0	0	0	0	1	0	0
# Certified Off.	290	373	361	365	394	459	498	494	486

NORTH CAROLINA SWIMMING Membership Trends 2009 - 2017 (as of 8/31)

2009	2010	2011	2012	2013	2014	2015	2016	2017
------	------	------	------	------	------	------	------	------

* 1st Year Returning member registrations refer to renewed memberships which were inactive for at least one year.

Legislative Committee
BOD Report
4/23/2017

Three pieces of legislation were submitted for the Spring HOD. The legislative committee meet on March 27th to review the legislation to ensure it is worded correctly. The legislation was posted on the website prior to April 1 as required by our By-Laws. The proposals will be presented to the body at HOD on April 23, 2017 for action.

Respectfully Submitted,
Wayne Shulby
Legislative Chair

Governance Committee
BOD Report
4/23/2017

The committee has met once since the last BOD meeting.
Current project and status

- Use of web meeting software (Zoom) for BOD meetings – BOD approved in March. The license has been purchased. A brief training session planned for the April BOD meeting.
- Use of consent agenda – In progress
- Governance topic for each BOD meetings– In progress
- Development of Board Policy Manual-To begin after USA Swimming BOD Governance report.
- Education of coaches on LSC– In progress
- Governance primer for website – In progress

Future plans include BOD structure review, committee review and succession planning.

Respectfully Submitted,
Wayne Shulby
Governance Chair

ZONE TEAM DISABILITY SWIMMER SELECTION POLICY

Purpose:

To determine a selection process for inclusion of swimmers with a disability at the Southern Zone Age Group Meet, in compliance with the directive for inclusion by USA Swimming.

Eligibility:

Eligible swimmers with a disability must compete in a minimum of three (3) NCS sanctioned meets during the previous twelve (12) month period before the Southern Zone Age Group meet, and MUST compete in at least one (1) of the two (2) NCS LSC Championship meets, or a USA Swimming Grand Prix Meet during the same period. Applicants must be between the ages of 11 and 18 as of the first day of the Southern Zone Age Group Meet to be considered. Type or manner of disability will not be a deciding factor in the selection process. A MAXIMUM of ~~6 swimmers~~ **3 male and 3 female swimmers** with a disability will be selected for any one NCS Zone team.

Accommodation:

Swimmers applying for the NCS Zone Team requiring a personal assistant as deemed necessary by either the NCS Zone Team Coaching Staff and/or the swimmer's legal guardian will be funded at the same level as non-disabled swimmers.

Personal Assistants:

1. Must be a USA Swimming Member
2. Must pass a Level II background check
3. Travel and lodging will not be funded by NCS (travel at their own expense)
4. Must travel with the NCS Zone team; however, travel arrangements will be made on their behalf by the NCS Zone Team Manager.
5. Meals will be provided for Personal Assistants by the NCS Zone team at no additional expense to the Personal Assistants.
6. Personal Assistants MUST either be an immediate family member or a professional care giver employed by the swimmer's legal guardian to provide care for the swimmer. A waiver will be mandatory if the personal assistant is not traveling with a family member.

Application Deadline:

Applicants using any long course meter times achieved from March 1 and prior to the NCS Age Group Long Course Championships, should mail this worksheet with their application postmarked no later than the deadline on the NCS Zone Team application posted on the website. Applicants attending the NCS Age Group Long Course Championships should return this worksheet to a Zone Coaching staff member at the NC Swimming Splash Zone within 15 minutes of the Age Group Meet conclusion of Sunday's finals (11-14 year olds).

Attachment:

Application

NCS Swimmer with Disability Zone Team Application

Date ____ / ____ / ____

Name _____

Address _____

Team _____

NCS Sanctioned Meets Attended:

Meet Name

Date

_____	_____
_____	_____
_____	_____
_____	_____

Championship Meet(s) Attended:

Meet Name

Date

_____	_____
_____	_____

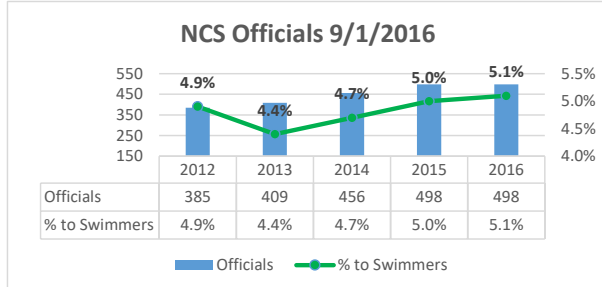


Officials Committee Report to the NCS Board of Directors 4/23/17

Goal: Recruit, Train, Advance, and Retain officials for the LSC

Total Officials

6% Goal

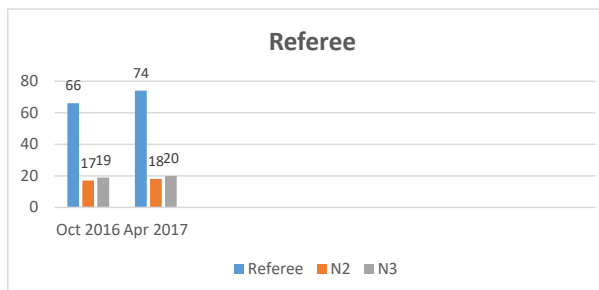
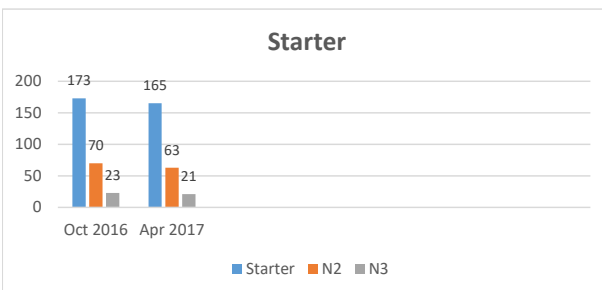
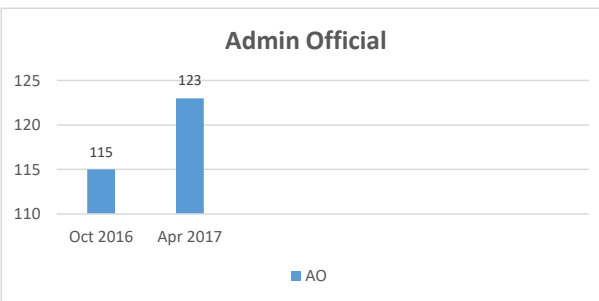
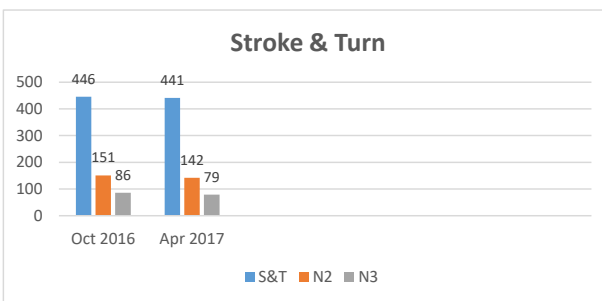


As of 12/31/16: 543 "registered" officials

- 498 holding at least one certification
- 91 Officials registered, did BG check, and APT and no deck sessions
- 5.6% Official-to-athlete ratio
- 13 officials with 100+ Sessions (Gold Badge)
- 23 officials with 75+ Sessions (Jacket)

As of 4/15/17: 501 registered officials

- 477 holding at least one certification



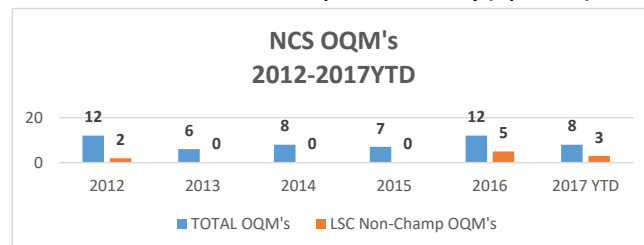
Clinics

	2015	2016	2107 YTD
Stroke & Turn	19	14	3
Admin Official	9	7	2
Starter	9	6	2
Referee	4	4	2
Open Water	2	1	1

OQM's

Mentoring to National Certifications

Goal: Provide 6 non-champ OQM's annually (1 per zone)



Current Initiatives of the NCS Officials Committee

- 1 Focus Clinic efforts with teams at zero or low officiating base (since 9/1/16-4 clinics at clubs w/ zero)
- 2 Carry Out 6 Non-champ OQM's (on target)
- 3 Phase 3 recognition for officials volunteering at significant number of sessions 50 plus
- 4 CJ training/Certification Policy moving to development of criteria and training involved
- 5 Succession planning: adding 1 committee member and swimmer per zone